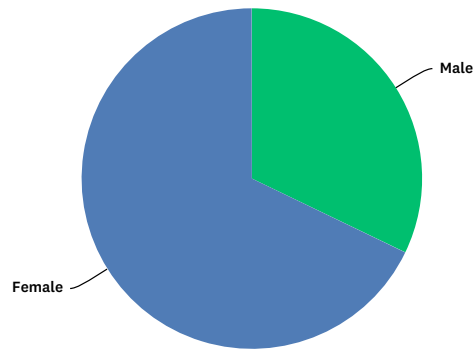


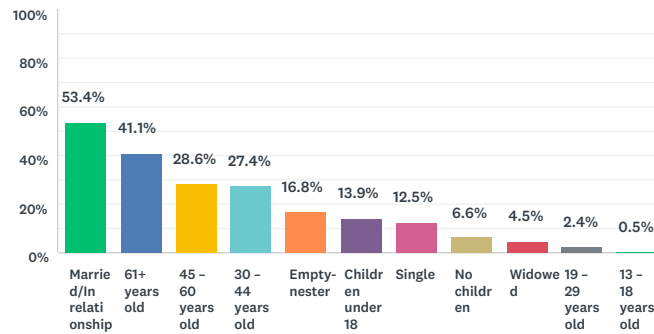
Focus First Survey

Q1 What is your sex?



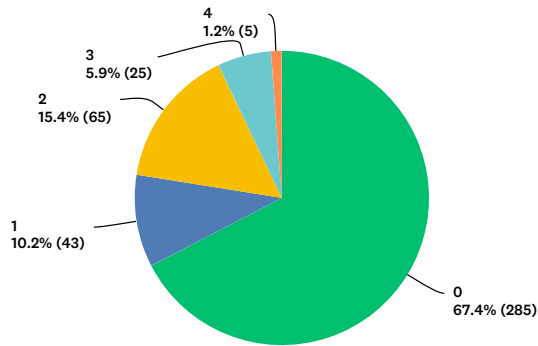
ANSWER CHOICES	RESPONSES	
Male	32.15%	136
Female	67.85%	287
TOTAL		423

Q2 What is your life stage? (Check all that apply.)



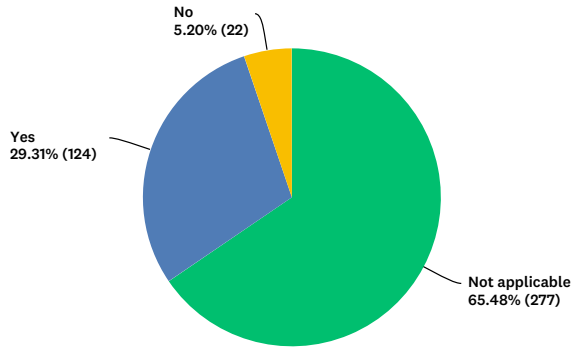
ANSWER CHOICES	RESPONSES	
Married/In relationship	53.4%	226
61+ years old	41.1%	174
45 – 60 years old	28.6%	121
30 – 44 years old	27.4%	116
Empty-nester	16.8%	71
Children under 18	13.9%	59
Single	12.5%	53
No children	6.6%	28
Widowed	4.5%	19
19 – 29 years old	2.4%	10
13 – 18 years old	0.5%	2
Total Respondents: 423		

Q3 How many children (under the age of 18) live in your home?



ANSWER CHOICES	RESPONSES
0	67.4%285
1	10.2%43
2	15.4%65
3	5.9%25
4	1.2%5
TOTAL	423

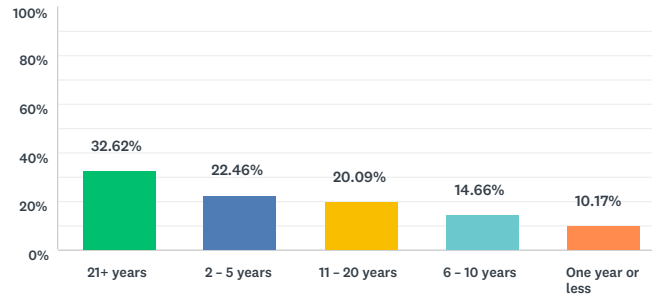
Q4 If 1 or more children live in your home, do your children attend this church on a regular basis?



ANSWER CHOICES	RESPONSES
Not applicable	65.48%277
Yes	29.31%124
No	5.20%22
TOTAL	423

Q5 What is your zip code?

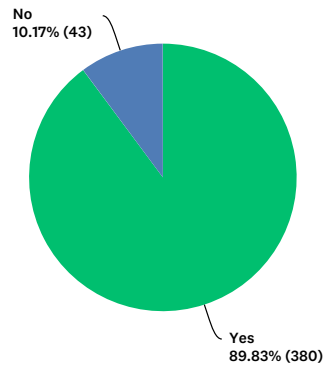
Q6 How many years have you been involved in FUMC Fort Worth?



ANSWER CHOICES	RESPONSES	
21+ years	32.62%	138
2 – 5 years	22.46%	95
11 – 20 years	20.09%	85
6 – 10 years	14.66%	62
One year or less	10.17%	43
TOTAL		423

Q7 Are you a member of FUMC Fort Worth?

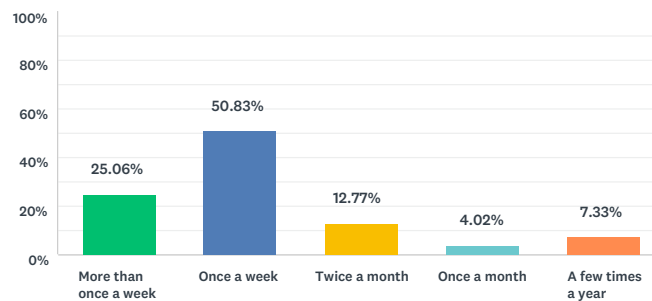
Answered: 423 Skipped: 0



ANSWER CHOICES	RESPONSES	
Yes	89.83%	380
No	10.17%	43
TOTAL		423

Q8 On average, how frequently do you attend a worship service or other activity at FUMC Fort Worth?

Answered: 423 Skipped: 0



ANSWER CHOICES	RESPONSES	
More than once a week	25.06%	106
Once a week	50.83%	215
Twice a month	12.77%	54
Once a month	4.02%	17
A few times a year	7.33%	31

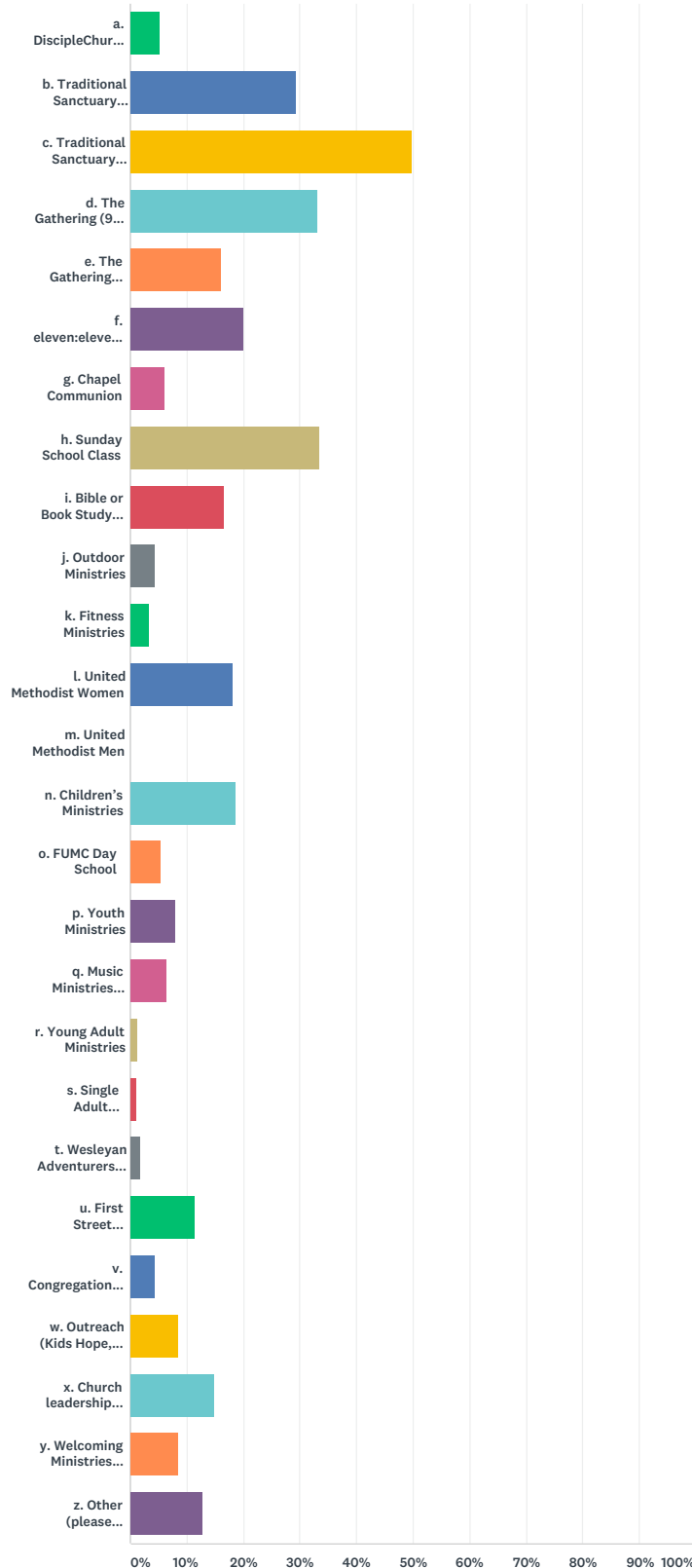
Focus First Survey

TOTAL

423

Q9 Which worship service(s) and activities are you part of at this church?
(Check all that apply.)

Answered: 423 Skipped: 0



ANSWER CHOICES

RESPONSES

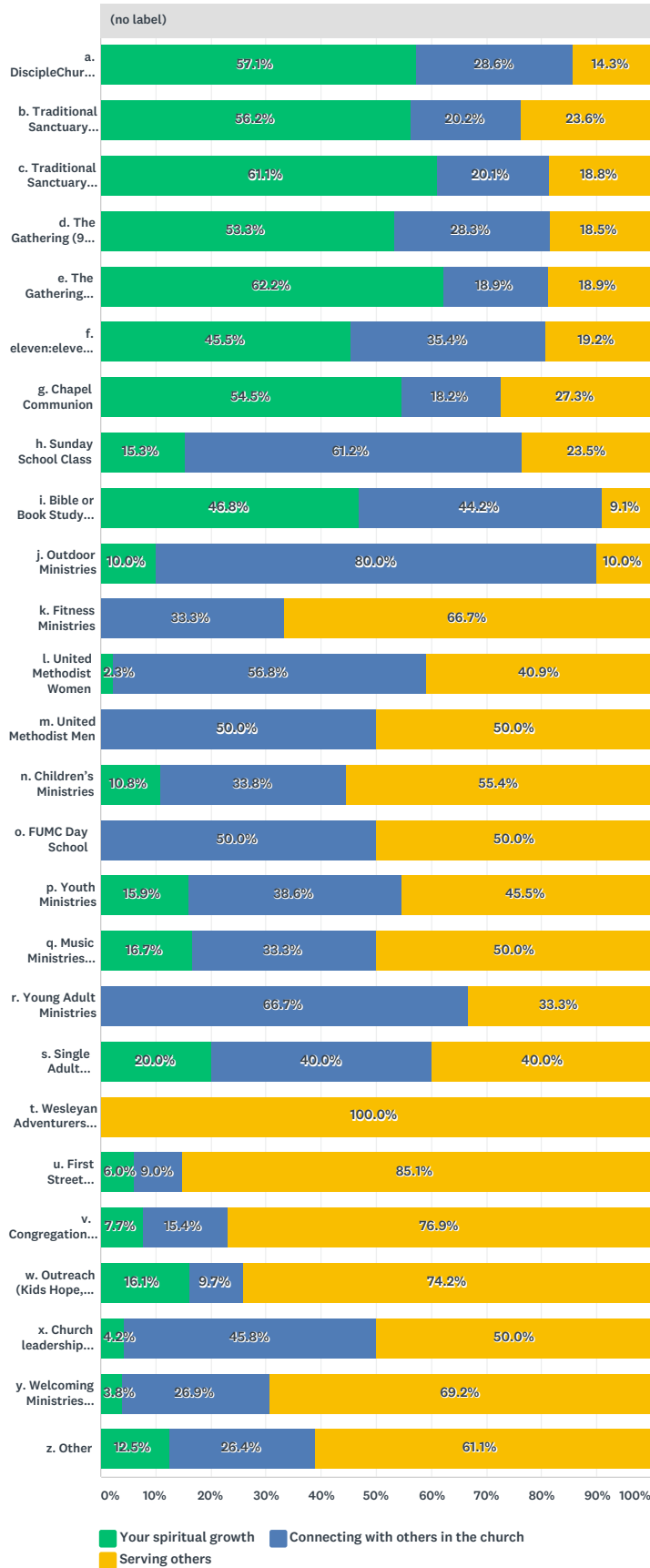
Focus First Survey

a. DiscipleChurch (8:30 am)	5.20%	22
b. Traditional Sanctuary Service (9:30 am)	29.31%	124
c. Traditional Sanctuary Service (11:00 am)	49.88%	211
d. The Gathering (9:30 am)	33.10%	140
e. The Gathering (11:00 am)	16.08%	68
f. eleven:eleven celebration	20.09%	85
g. Chapel Communion	6.15%	26
h. Sunday School Class	33.57%	142
i. Bible or Book Study group	16.55%	70
j. Outdoor Ministries	4.49%	19
k. Fitness Ministries	3.31%	14
l. United Methodist Women	18.20%	77
m. United Methodist Men	0.00%	0
n. Children's Ministries	18.68%	79
o. FUMC Day School	5.44%	23
p. Youth Ministries	8.04%	34
q. Music Ministries (choirs, handbells, etc.)	6.38%	27
r. Young Adult Ministries	1.18%	5
s. Single Adult Ministries	0.95%	4
t. Wesleyan Adventurers Senior Adult Ministries	1.89%	8
u. First Street Methodist Mission	11.58%	49
v. Congregational Care Ministries (grief recovery, Alzheimer's support, counseling, etc.)	4.49%	19
w. Outreach (Kids Hope, Justice Ministry, mission trips, disaster response, etc.)	8.51%	36
x. Church leadership (boards and committees, class president, etc.)	14.89%	63
y. Welcoming Ministries (Ushers, Greeters, volunteering, etc.)	8.51%	36
z. Other (please specify)	12.77%	54
Total Respondents: 423		

**Q10 Which ONE activity has impacted you most in the following areas?
(Choose the option from the list in Question 9 above.)**

Answered: 423 Skipped: 0

Focus First Survey



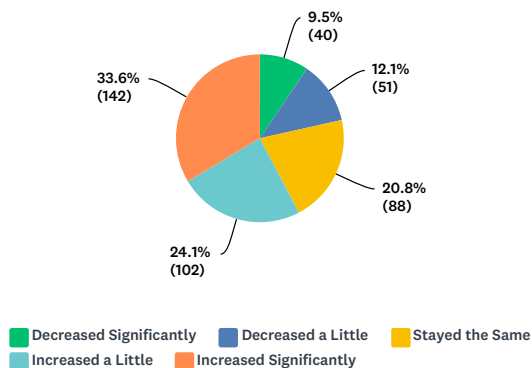
(no label)					
		YOUR SPIRITUAL GROWTH	CONNECTING WITH OTHERS IN THE CHURCH	SERVING OTHERS	TOTAL
a. DiscipleChurch (8:30 am)		57.1%	28.6%	14.3%	
		8	4	2	14

Focus First Survey

b. Traditional Sanctuary Service (9:30 am)	56.2% 50	20.2% 18	23.6% 21	89
c. Traditional Sanctuary Service (11:00 am)	61.1% 88	20.1% 29	18.8% 27	144
d. The Gathering (9:30 am)	53.3% 98	28.3% 52	18.5% 34	184
e. The Gathering (11:00 am)	62.2% 23	18.9% 7	18.9% 7	37
f. eleven:eleven celebration	45.5% 45	35.4% 35	19.2% 19	99
g. Chapel Communion	54.5% 6	18.2% 2	27.3% 3	11
h. Sunday School Class	15.3% 26	61.2% 104	23.5% 40	170
i. Bible or Book Study group	46.8% 36	44.2% 34	9.1% 7	77
j. Outdoor Ministries	10.0% 1	80.0% 8	10.0% 1	10
k. Fitness Ministries	0.0% 0	33.3% 1	66.7% 2	3
l. United Methodist Women	2.3% 1	56.8% 25	40.9% 18	44
m. United Methodist Men	0.0% 0	50.0% 1	50.0% 1	2
n. Children's Ministries	10.8% 7	33.8% 22	55.4% 36	65
o. FUMC Day School	0.0% 0	50.0% 2	50.0% 2	4
p. Youth Ministries	15.9% 7	38.6% 17	45.5% 20	44
q. Music Ministries (choirs, handbells, etc.)	16.7% 5	33.3% 10	50.0% 15	30
r. Young Adult Ministries	0.0% 0	66.7% 2	33.3% 1	3
s. Single Adult Ministries	20.0% 1	40.0% 2	40.0% 2	5
t. Wesleyan Adventurers Senior Adult Ministries	0.0% 0	0.0% 0	100.0% 1	1
u. First Street Methodist Mission	6.0% 4	9.0% 6	85.1% 57	67
v. Congregational Care Ministries (grief recovery, Alzheimer's support, counseling, etc.)	7.7% 1	15.4% 2	76.9% 10	13
w. Outreach (Kids Hope, Justice Ministry, mission trips, disaster response, etc.)	16.1% 5	9.7% 3	74.2% 23	31
x. Church leadership (boards and committees, class president, etc.)	4.2% 1	45.8% 11	50.0% 12	24
y. Welcoming Ministries (Ushers, Greeters, volunteering, etc.)	3.8% 1	26.9% 7	69.2% 18	26
z. Other	12.5% 9	26.4% 19	61.1% 44	72

Q11 How has your involvement in the church changed compared to five years ago?

Answered: 423 Skipped: 0



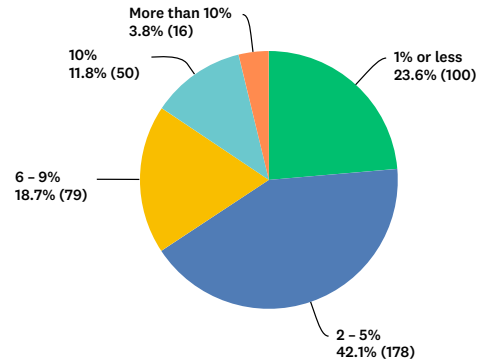
	DECREASED SIGNIFICANTLY	DECREASED A LITTLE	STAYED THE SAME	INCREASED A LITTLE	INCREASED SIGNIFICANTLY	TOTAL	WEIGHTED AVERAGE
--	-------------------------	--------------------	-----------------	--------------------	-------------------------	-------	------------------

Focus First Survey

(no label) 9.5% 40 12.1% 51 20.8% 88 24.1% 102 33.6% 142 423 3.60

Q12 Approximately what percent of your household income do you contribute to the church annually?

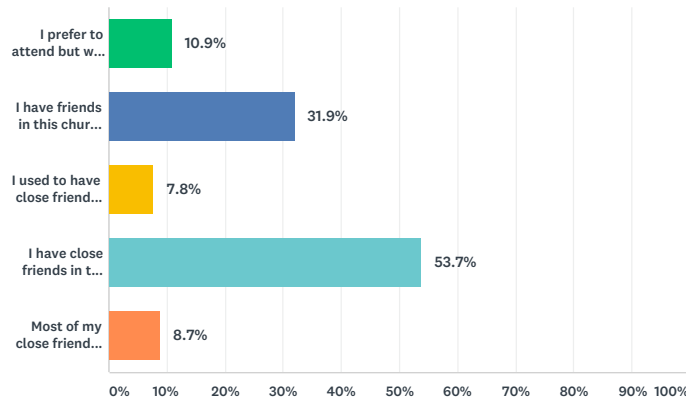
Answered: 423 Skipped: 0



ANSWER CHOICES	RESPONSES	
1% or less	23.6%	100
2 - 5%	42.1%	178
6 - 9%	18.7%	79
10%	11.8%	50
More than 10%	3.8%	16
TOTAL		423

Q13 Please choose the option(s) that best describes your relationships with others in this congregation. (Check all that apply.)

Answered: 423 Skipped: 0

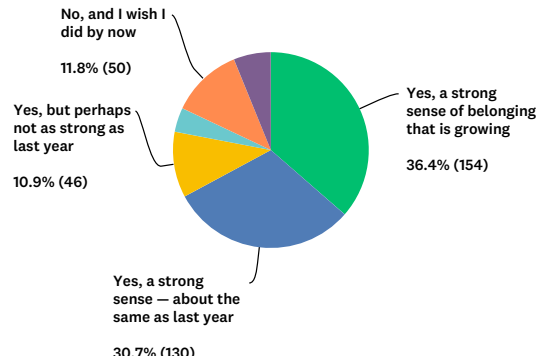


ANSWER CHOICES	RESPONSES	
I prefer to attend but with little social contact	10.9%	46
I have friends in this church, but I do not spend time with them outside of church activities	31.9%	135
I used to have close friends in this church, but no longer feel connected to them	7.8%	33
I have close friends in this church as well as other close friends who do not attend here	53.7%	227
Most of my close friends are a part of this congregation	8.7%	37
Total Respondents: 423		

Q14 Do you have a strong sense of belonging to this congregation?

Answered: 423 Skipped: 0

Focus First Survey

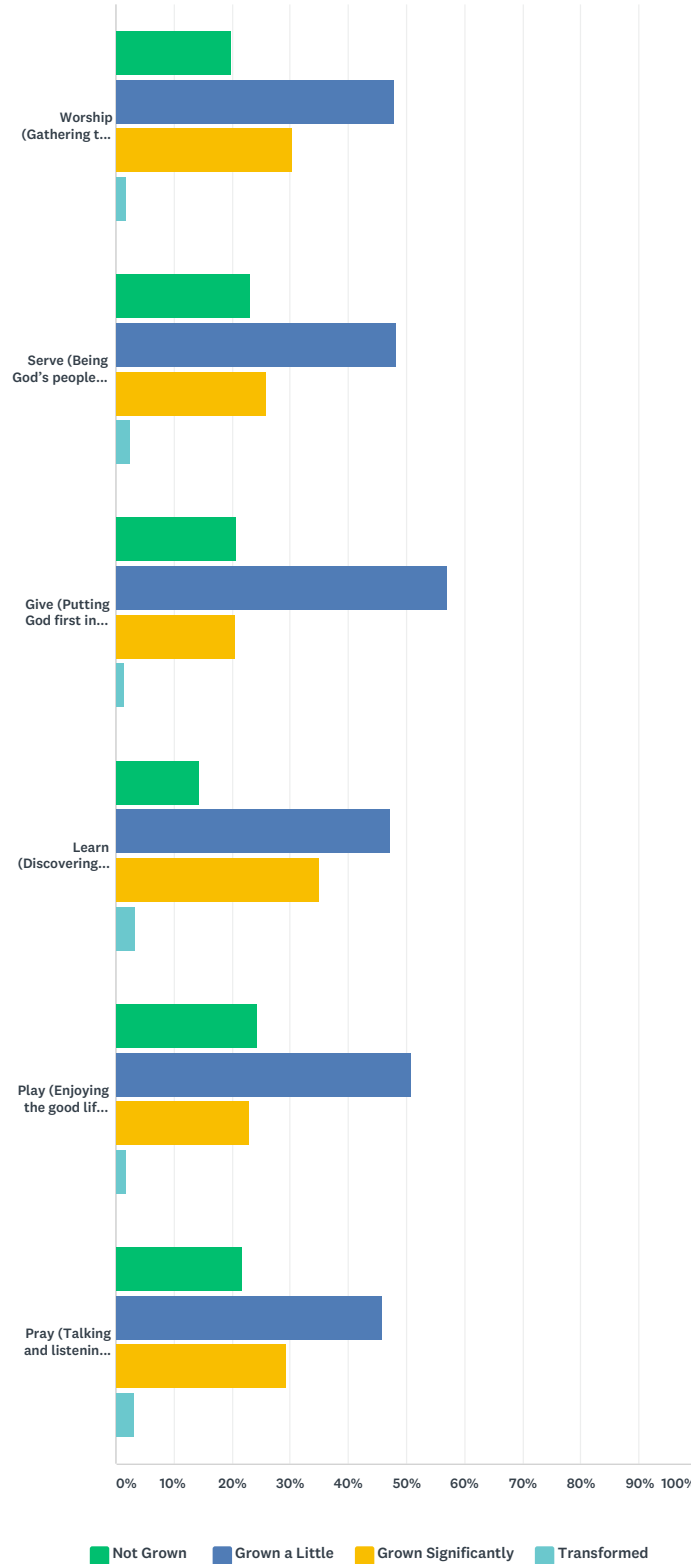


ANSWER CHOICES	RESPONSES	
Yes, a strong sense of belonging that is growing	36.4%	154
Yes, a strong sense — about the same as last year	30.7%	130
Yes, but perhaps not as strong as last year	10.9%	46
No, but I'm new here	4.0%	17
No, and I wish I did by now	11.8%	50
No, but I am happy as I am	6.1%	26
TOTAL		423

Q15 We have a framework for understanding our discipleship called “Healthy Plate.” How much have you grown in the following areas in the past year because of your involvement at FUMC Fort Worth?

Answered: 423 Skipped: 0

Focus First Survey



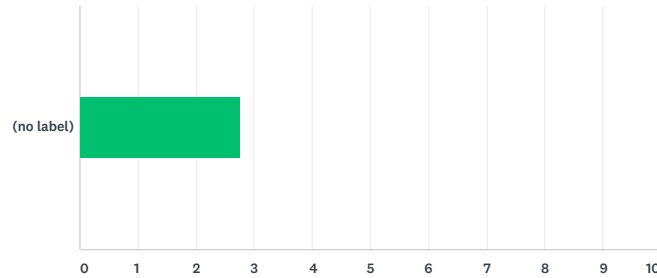
	NOT GROWN	GROWN A LITTLE	GROWN SIGNIFICANTLY	TRANSFORMED	TOTAL
Worship (Gathering to focus on God together)	19.86% 84	47.99% 203	30.26% 128	1.89% 8	423
Serve (Being God's people in the world)	23.17% 98	48.23% 204	26.00% 110	2.60% 11	423
Give (Putting God first in all things)	20.80% 88	57.21% 242	20.57% 87	1.42% 6	423
Learn (Discovering and understanding who God is)	14.42% 61	47.28% 200	34.99% 148	3.31% 14	423
Play (Enjoying the good life God gives)	24.35% 103	50.83% 215	22.93% 97	1.89% 8	423

Focus First Survey

Pray (Talking and listening to God's direction)	21.75% 92	45.86% 194	29.31% 124	3.07% 13	423
---	--------------	---------------	---------------	-------------	-----

Q16 Is our church more influenced by history and tradition OR by contemporary ideas and trends?

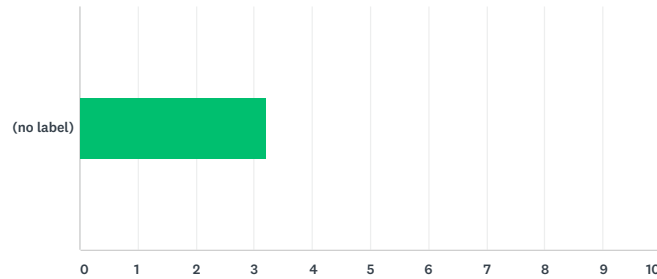
Answered: 423 Skipped: 0



	HISTORY & TRADITION (1)	(2)	(3)	(4)	CONTEMPORARY IDEAS (5)	TOTAL	WEIGHTED AVERAGE
(no label)	16.31% 69	14.89% 63	51.06% 216	11.35% 48	6.38% 27	423	2.77

Q17 Is our church primarily oriented to serving our members OR to serving the world beyond our membership?

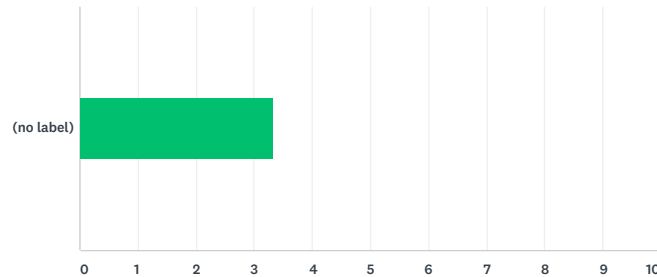
Answered: 423 Skipped: 0



	SERVING OUR MEMBERS (1)	(2)	(3)	(4)	SERVING THE COMMUNITY (5)	TOTAL	WEIGHTED AVERAGE
(no label)	5.44% 23	11.82% 50	49.17% 208	23.64% 100	9.93% 42	423	3.21

Q18 Is the size of our church congregation shrinking OR growing?

Answered: 423 Skipped: 0

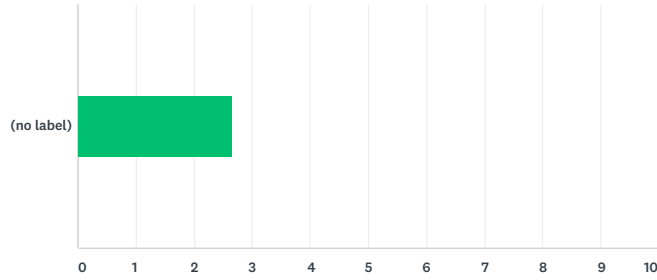


	SHRINKING (1)	(2)	(3)	(4)	GROWING (5)	TOTAL	WEIGHTED AVERAGE
(no label)	8.27% 35	12.53% 53	33.57% 142	30.02% 127	15.60% 66	423	3.32

Q19 Does our church feel like a loosely knit association of individuals and groups OR like one large family?

Answered: 423 Skipped: 0

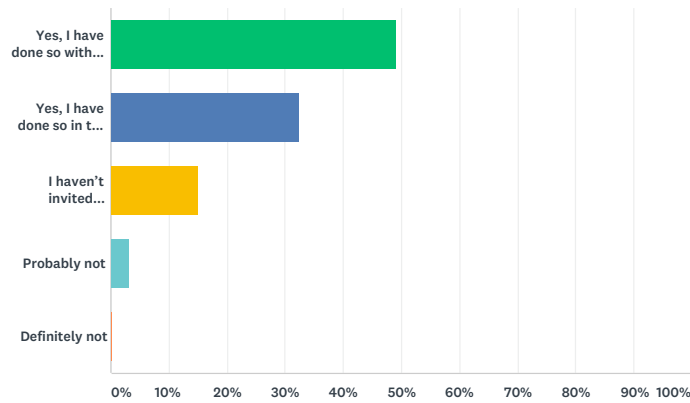
Focus First Survey



	LOOSE KNIT ASSOCIATIONS (1)	(2)	(3)	(4)	ONE LARGE FAMILY (5)	TOTAL	WEIGHTED AVERAGE
(no label)	18.68%	25.06%	33.81%	16.55%	5.91%	423	2.66
	79	106	143	70	25		

Q20 Would you invite visitors to come to an FUMC Fort Worth worship service or activity?

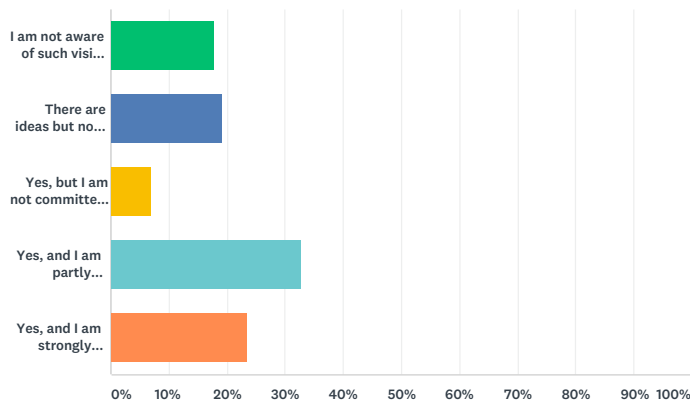
Answered: 423 Skipped: 0



ANSWER CHOICES	RESPONSES	
Yes, I have done so within the last year	49.17%	208
Yes, I have done so in the past	32.39%	137
I haven't invited visitors but I certainly would	15.13%	64
Probably not	3.07%	13
Definitely not	0.24%	1
TOTAL		423

Q21 Does this congregation have clear vision, goals, or direction for its ministry and mission?

Answered: 423 Skipped: 0



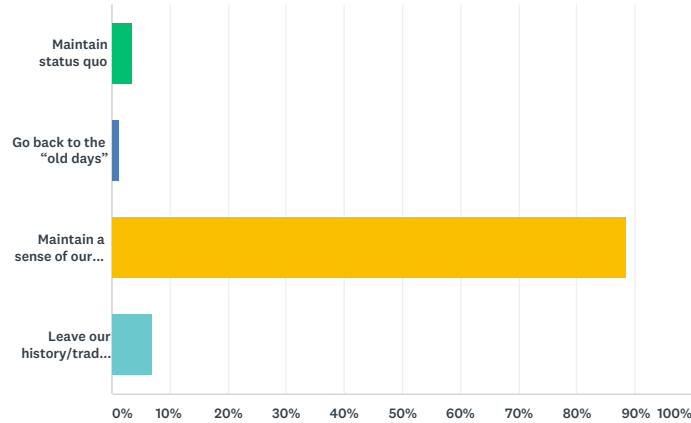
ANSWER CHOICES	RESPONSES
----------------	-----------

Focus First Survey

I am not aware of such vision, goals, or direction	17.73%	75
There are ideas but no clear vision, goals, or direction	19.15%	81
Yes, but I am not committed to them	6.86%	29
Yes, and I am partly committed to them	32.86%	139
Yes, and I am strongly committed to them	23.40%	99
TOTAL		423

Q22 What best describes the direction you feel our church should take?

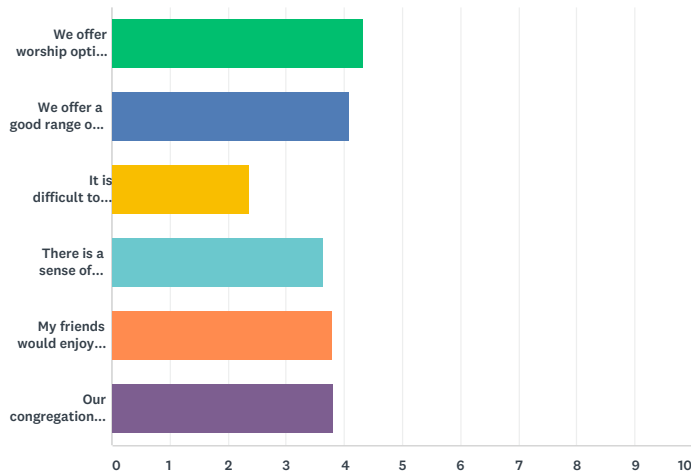
Answered: 423 Skipped: 0



ANSWER CHOICES	RESPONSES	
Maintain status quo	3.55%	15
Go back to the "old days"	1.18%	5
Maintain a sense of our history/traditions and also go forward in new directions	88.42%	374
Leave our history/traditions behind and go forward in new directions	6.86%	29
TOTAL		423

Q23 Please indicate whether you agree or disagree with the following statements about FUMC Fort Worth.

Answered: 423 Skipped: 0



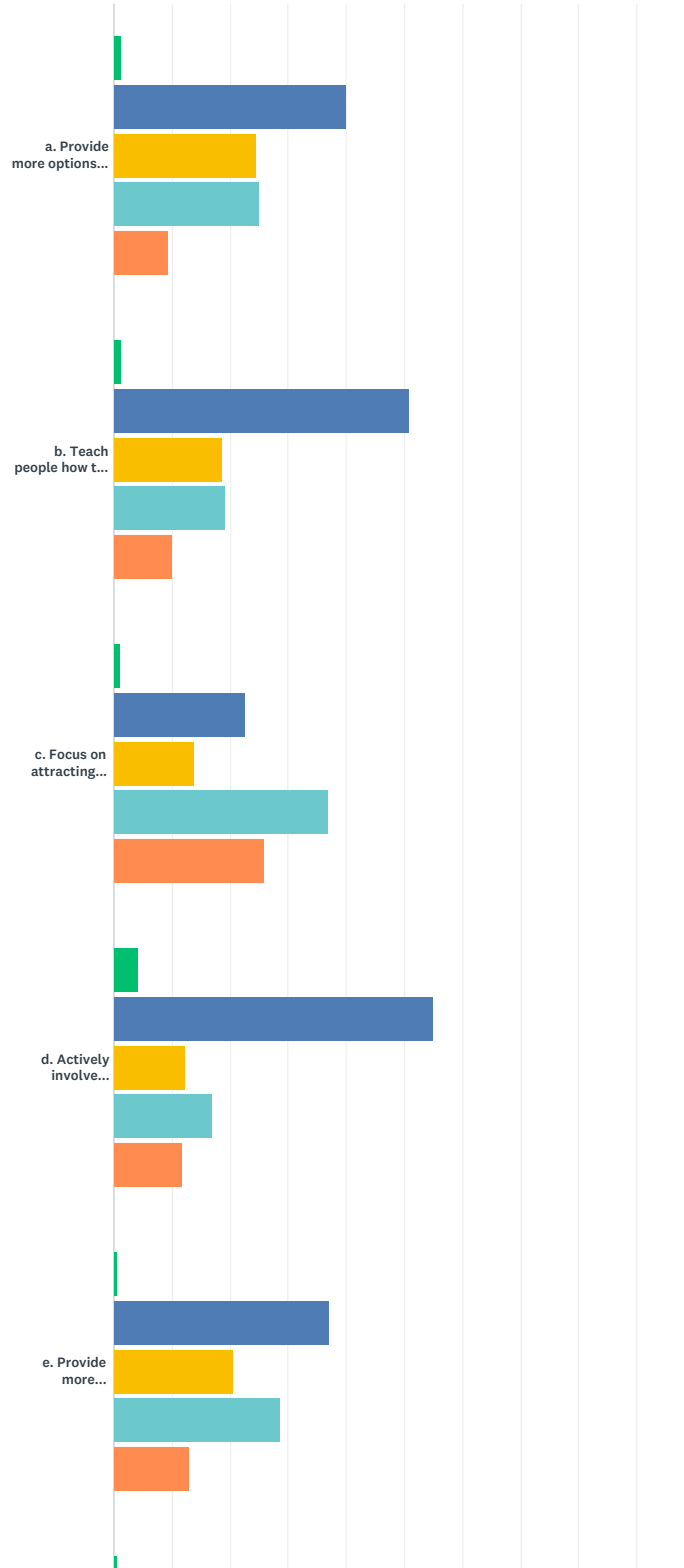
	STRONGLY DISAGREE	DISAGREE	NEUTRAL	AGREE	STRONGLY AGREE	TOTAL	WEIGHTED AVERAGE
We offer worship options and other activities that fit my needs	1.18% 5	3.32% 14	4.98% 21	41.71% 176	48.82% 206	422	4.34
We offer a good range of study options for spiritual growth	1.66% 7	6.89% 29	12.83% 54	40.14% 169	38.48% 162	421	4.07
It is difficult to find a place to fit in	23.17% 98	39.72% 168	17.97% 76	15.60% 66	3.55% 15	423	2.37

Focus First Survey

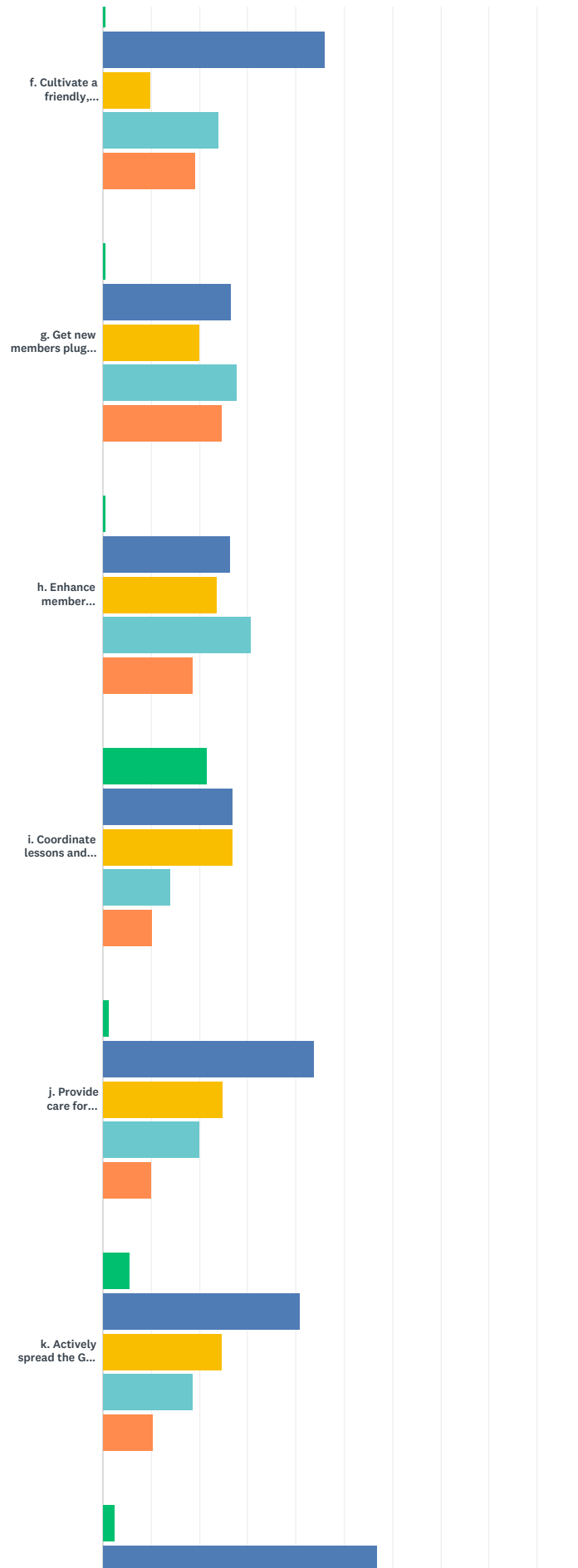
There is a sense of excitement about our congregation's future	1.90% 8	7.11% 30	33.89% 143	39.57% 167	17.54% 74	422	3.64
My friends would enjoy attending our church	2.14% 9	3.33% 14	28.33% 119	46.90% 197	19.29% 81	420	3.78
Our congregation is open to exploring new directions	1.90% 8	7.82% 33	17.54% 74	53.08% 224	19.67% 83	422	3.81

Q24 In order for our church to remain healthy and strong, how much change do you feel needs to occur in each of these areas?

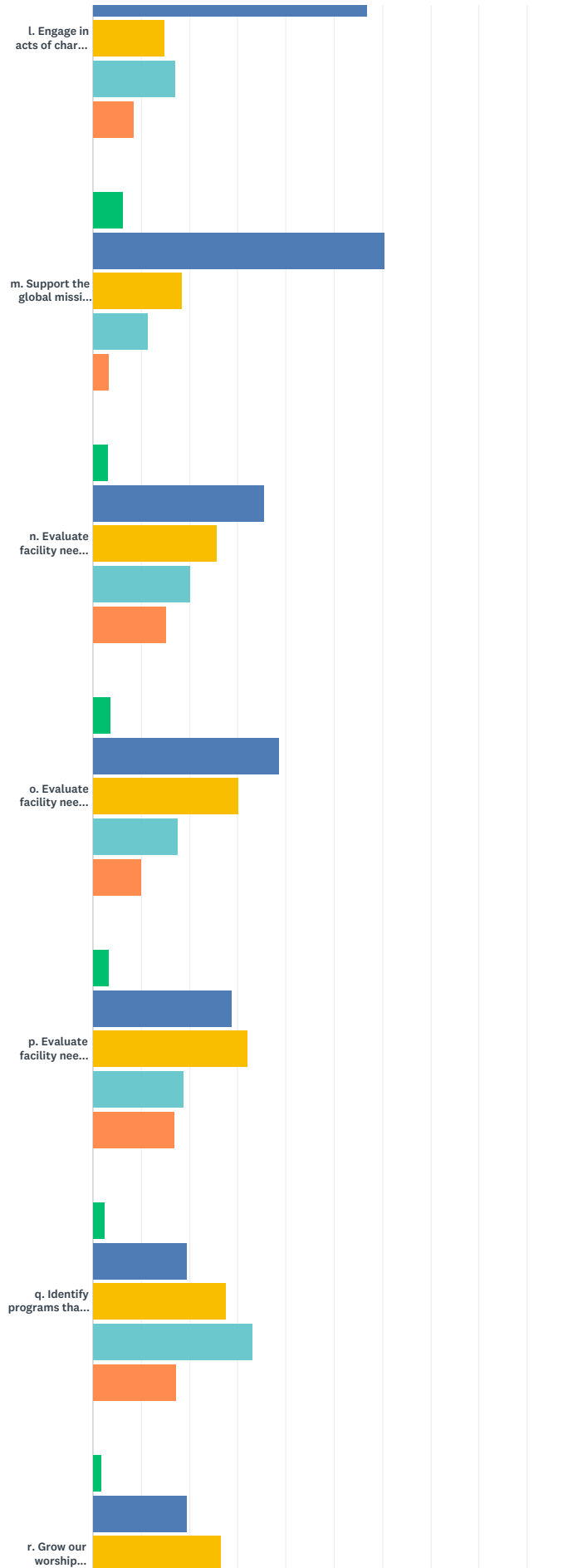
Answered: 423 Skipped: 0



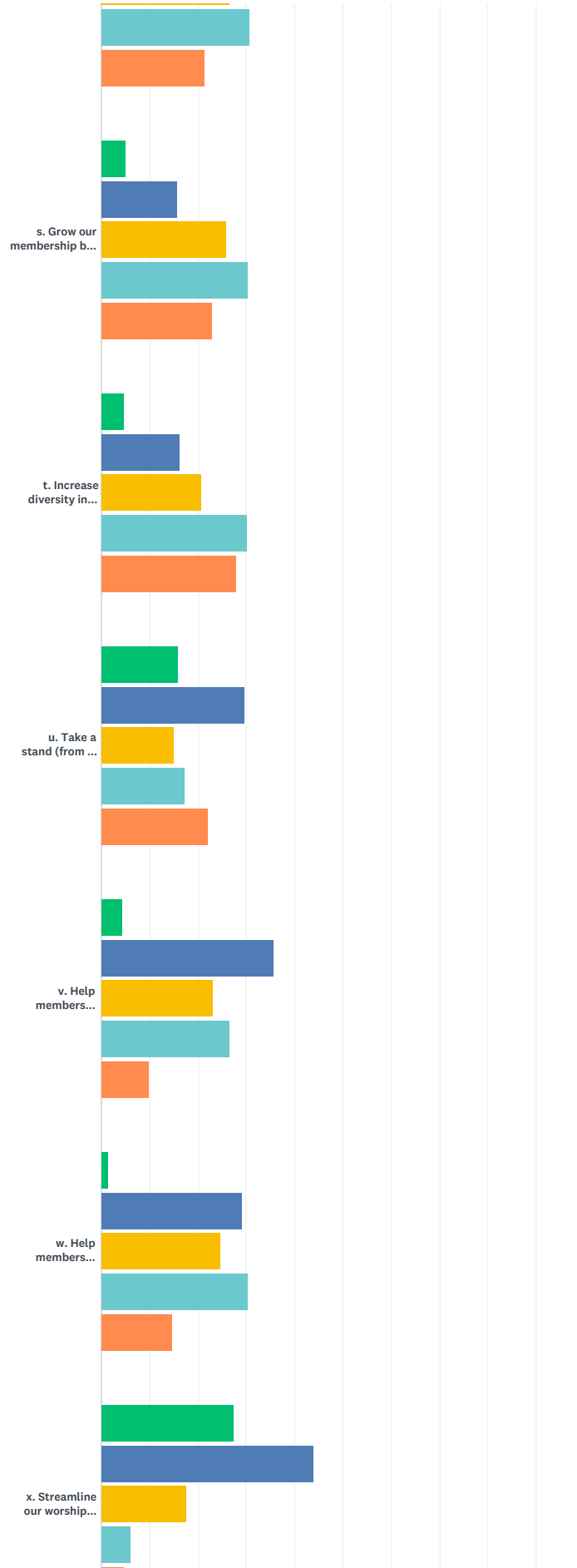
Focus First Survey



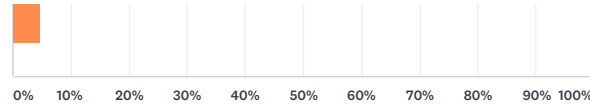
Focus First Survey



Focus First Survey



Focus First Survey



■ Not Important, Change is Not Needed
 ■ Doing it Well, Change is Not Needed
 ■ Maybe Improve it SOMEDAY
 ■ Improve it SOON
 ■ Improve it NOW

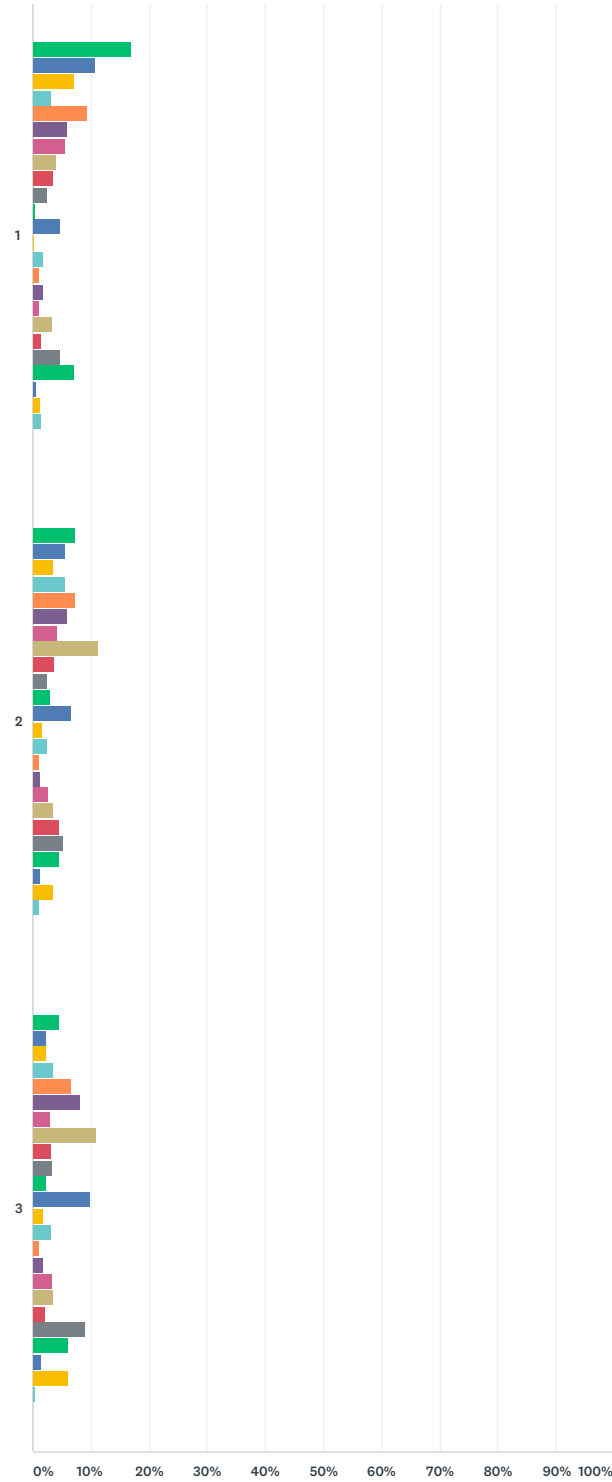
	NOT IMPORTANT, CHANGE IS NOT NEEDED	DOING IT WELL, CHANGE IS NOT NEEDED	MAYBE IMPROVE IT SOMEDAY	IMPROVE IT SOON	IMPROVE IT NOW	TOTAL
a. Provide more options for spiritual growth	1.21% 5	39.86% 165	24.40% 101	25.12% 104	9.42% 39	414
b. Teach people how to be disciples of Jesus Christ	1.20% 5	50.84% 211	18.55% 77	19.28% 80	10.12% 42	415
c. Focus on attracting young adults (ages 18 – 29)	0.97% 4	22.52% 93	13.80% 57	36.80% 152	25.91% 107	413
d. Actively involve children and youth in worship	4.10% 17	54.94% 228	12.29% 51	16.87% 70	11.81% 49	415
e. Provide more opportunities for fellowship	0.73% 3	37.05% 153	20.58% 85	28.57% 118	13.08% 54	413
f. Cultivate a friendly, welcoming environment for visitors	0.72% 3	46.06% 193	9.79% 41	24.11% 101	19.33% 81	419
g. Get new members plugged in quickly	0.73% 3	26.63% 110	20.10% 83	27.85% 115	24.70% 102	413
h. Enhance member engagement	0.72% 3	26.33% 109	23.67% 98	30.68% 127	18.60% 77	414
i. Coordinate lessons and activities across adult Sunday School classes	21.62% 88	27.03% 110	27.03% 110	14.00% 57	10.32% 42	407
j. Provide care for members who are sick, shut-in, dealing with personal problems, etc.	1.25% 5	43.75% 175	25.00% 100	20.00% 80	10.00% 40	400
k. Actively spread the Good News of the Gospel throughout the Fort Worth community	5.61% 23	40.73% 167	24.63% 101	18.54% 76	10.49% 43	410
l. Engage in acts of charity and service to persons in need in the Fort Worth community	2.61% 11	56.87% 240	14.93% 63	17.06% 72	8.53% 36	422
m. Support the global missions of the church/denomination	6.31% 26	60.44% 249	18.45% 76	11.41% 47	3.40% 14	412
n. Evaluate facility needs for Sunday morning worship services	3.13% 13	35.66% 148	25.78% 107	20.24% 84	15.18% 63	415
o. Evaluate facility needs for Sunday morning small group gatherings (Sunday School, Bible Study, etc.)	3.69% 15	38.67% 157	30.05% 122	17.49% 71	10.10% 41	406
p. Evaluate facility needs for Sunday morning fellowship (indoor gathering places, larger hallways, etc.)	3.42% 14	28.85% 118	32.03% 131	18.83% 77	16.87% 69	409
q. Identify programs that may no longer be relevant	2.44% 10	19.56% 80	27.63% 113	33.01% 135	17.36% 71	409
r. Grow our worship attendance	1.94% 8	19.37% 80	26.63% 110	30.75% 127	21.31% 88	413
s. Grow our membership by intentionally reaching out to residents in the downtown area (e.g., near South Side, West 7th)	5.07% 21	15.70% 65	25.85% 107	30.43% 126	22.95% 95	414
t. Increase diversity in our membership base	4.82% 20	16.39% 68	20.72% 86	30.12% 125	27.95% 116	415
u. Take a stand (from the pulpit or publicly) on social and ethical issues of our day	15.82% 65	29.68% 122	15.09% 62	17.27% 71	22.14% 91	411
v. Help members understand their use of money as an expression of Christian stewardship	4.36% 18	35.84% 148	23.24% 96	26.63% 110	9.93% 41	413
w. Help members understand their use of time and talents as expressions of Christian stewardship	1.46% 6	29.02% 119	24.63% 101	30.24% 124	14.63% 60	410
x. Streamline our worship offerings into fewer options	27.45% 112	43.87% 179	17.65% 72	6.13% 25	4.90% 20	408

Q25 For the sake of your own personal and spiritual growth, which THREE things would you most like to see strengthened? (Choose up to 3 options from the list in Question 24.)

Answered: 423 Skipped: 0

(no label)

Focus First Survey



- a. Provide more options for spiritual growth
- b. Teach people how to be disciples of Jesus Christ
- c. Focus on attracting young adults (ages 18 - 29)
- d. Actively involve children and youth in worship
- e. Provide more opportunities for fellowship
- f. Cultivate a friendly, welcoming environment for visitors
- g. Get new members plugged in quickly
- h. Enhance member engagement
- i. Coordinate lessons and activities across adult Sunday School classes
- j. Provide care for members who are sick, shut-in, dealing with personal problems, etc.
- k. Actively spread the Good News of the Gospel throughout the Fort Worth community
- l. Engage in acts of charity and service to persons in need in the Fort Worth community

Focus First Survey

- t. Engage in acts of charity and service to persons in need in the Fort Worth community
- m. Support the global missions of the church/denomination
- n. Evaluate facility needs for Sunday morning worship services
- o. Evaluate facility needs for Sunday morning small group gatherings (Sunday School)
- p. Evaluate facility needs for Sunday morning fellowship (indoor gathering places, la
- q. Identify programs that may no longer be relevant
- r. Grow our worship attendance
- s. Grow our membership by intentionally reaching out to residents in the downtown
- t. Increase diversity in our membership base
- u. Take a stand (from the pulpit or publicly) on social and ethical issues of our day
- v. Help members understand their use of money as an expression of Christian stewardship
- w. Help members understand their use of time and talents as expressions of Christian gifts
- x. Streamline our worship offerings into fewer options

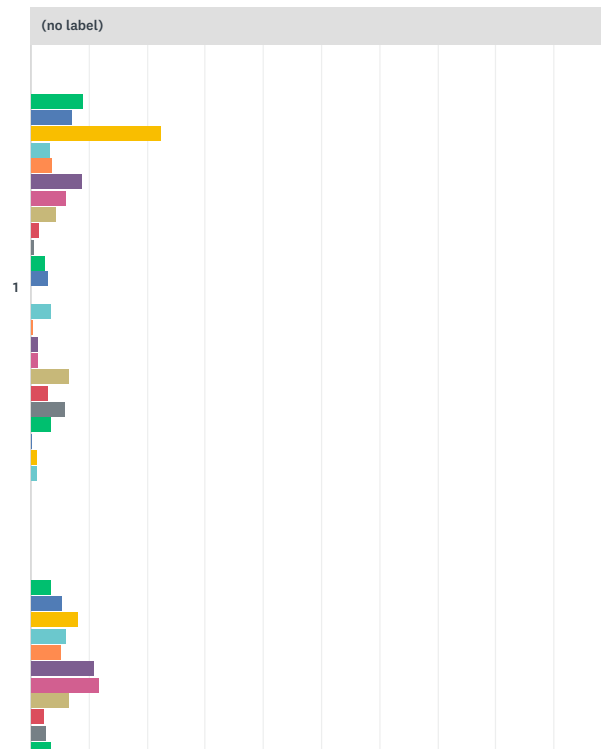
(no label)										
	A. PROVIDE MORE OPTIONS FOR SPIRITUAL GROWTH	B. TEACH PEOPLE HOW TO BE DISCIPLES OF JESUS CHRIST	C. FOCUS ON ATTRACTING YOUNG ADULTS (AGES 18 – 29)	D. ACTIVELY INVOLVE CHILDREN AND YOUTH IN WORSHIP	E. PROVIDE MORE OPPORTUNITIES FOR FELLOWSHIP	F. CULTIVATE A FRIENDLY, WELCOMING ENVIRONMENT FOR VISITORS	G. GET NEW MEMBERS PLUGGED IN QUICKLY	H. ENHANCE MEMBER ENGAGEMENT	I. COORDINATE LESSONS AND ACTIVITIES ACROSS ADULT SUNDAY SCHOOL CLASSES	J. PROVIDE CARE FOR MEMBERS WHO ARE SICK, SHUT-IN, DEALING WITH PERSONAL PROBLEMS, ETC.
1	17.02% 72	10.64% 45	7.09% 30	3.07% 13	9.46% 40	5.91% 25	5.67% 24	4.02% 17	3.55% 15	2.60% 11
2	7.43% 30	5.69% 23	3.47% 14	5.69% 23	7.43% 30	5.94% 24	4.21% 17	11.39% 46	3.71% 15	2.48% 10
3	4.63% 18	2.31% 9	2.31% 9	3.60% 14	6.68% 26	8.23% 32	2.83% 11	10.80% 42	3.08% 12	3.34% 13

Q26 If you'd like to see something strengthened for the sake of your own personal and spiritual growth that is not listed above, please describe it below.

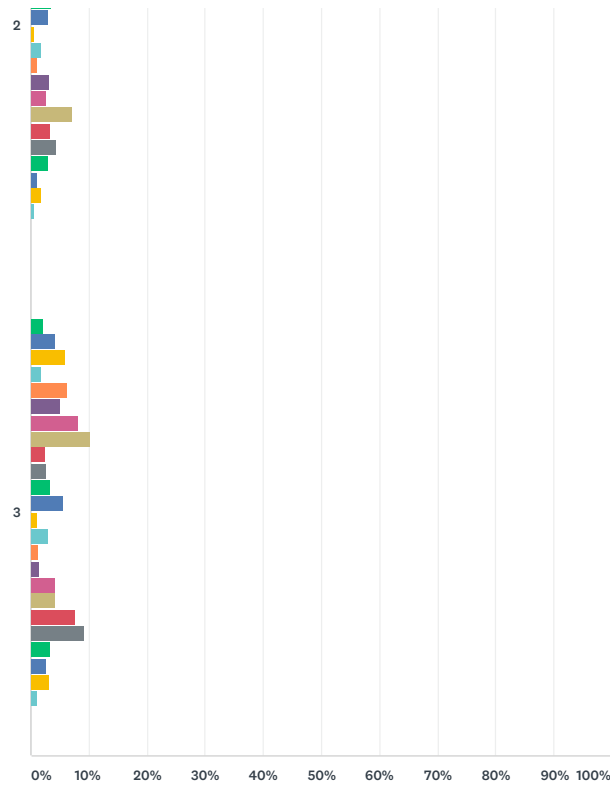
Answered: 121 Skipped: 302

Q27 For the sake of FUMC Fort Worth's future, which THREE things would you most like to see strengthened? (Choose up to 3 options from the list in Question 24.)

Answered: 423 Skipped: 0



Focus First Survey



- a. Provide more options for spiritual growth
- b. Teach people how to be disciples of Jesus Christ
- c. Focus on attracting young adults (ages 18 - 29)
- d. Actively involve children and youth in worship
- e. Provide more opportunities for fellowship
- f. Cultivate a friendly, welcoming environment for visitors
- g. Get new members plugged in quickly
- h. Enhance member engagement
- i. Coordinate lessons and activities across adult Sunday School classes
- j. Provide care for members who are sick, shut-in, dealing with personal problems, et
- k. Actively spread the Good News of the Gospel throughout the Fort Worth communi
- l. Engage in acts of charity and service to persons in need in the Fort Worth commun
- m. Support the global missions of the church/denomination
- n. Evaluate facility needs for Sunday morning worship services
- o. Evaluate facility needs for Sunday morning small group gatherings (Sunday Schoo
- p. Evaluate facility needs for Sunday morning fellowship (indoor gathering places, la
- q. Identify programs that may no longer be relevant
- r. Grow our worship attendance
- s. Grow our membership by intentionally reaching out to residents in the downtown
- t. Increase diversity in our membership base
- u. Take a stand (from the pulpit or publicly) on social and ethical issues of our day
- v. Help members understand their use of money as an expression of Christian stewa
- w. Help members understand their use of time and talents as expressions of Christia
- x. Streamline our worship offerings into fewer options

(no label)										
	A. PROVIDE MORE OPTIONS FOR SPIRITUAL GROWTH	B. TEACH PEOPLE HOW TO BE DISCIPLES OF JESUS CHRIST	C. FOCUS ON ATTRACTING YOUNG ADULTS (AGES 18 – 29)	D. ACTIVELY INVOLVE CHILDREN AND YOUTH IN WORSHIP	E. PROVIDE MORE OPPORTUNITIES FOR FELLOWSHIP	F. CULTIVATE A FRIENDLY, WELCOMING ENVIRONMENT FOR VISITORS	G. GET NEW MEMBERS PLUGGED IN QUICKLY	H. ENHANCE MEMBER ENGAGEMENT	I. COORDINATE LESSONS AND ACTIVITIES ACROSS ADULT SUNDAY SCHOOL CLASSES	J. PROVIDE CARE FOR MEMBERS WHO ARE SICK, SHUT-IN, DEALING WITH PERSONAL PROBLEMS, ETC.
1	8.98% 38	7.09% 30	22.46% 95	3.31% 14	3.78% 16	8.75% 37	6.15% 26	4.49% 19	1.42% 6	0.71% 3
2	3.60% 15	5.52% 23	8.15% 34	6.00% 25	5.28% 22	10.79% 45	11.75% 49	6.71% 28	2.40% 10	2.64% 11

Focus First Survey

3	2.18%	4.13%	5.83%	1.94%	6.31%	5.10%	8.25%	10.19%	2.43%	2.67%
	9	17	24	8	26	21	34	42	10	11

Q28 If you'd like to see something strengthened for the sake of FUMC Fort Worth's future that is not listed above, please describe it below.

Answered: 101 Skipped: 322