

It's Okay to Not Know
Kat Bair
1 Corinthians 2:1-5

Traditional Worship
11:00 am
August 19, 2018

WE GATHER

Prelude — Be Thou My Vision
Traditional Arrangement

Welcome

Choral Call to Worship

*Call to Worship

When the world is chaotic, and we struggle to see God's purposes,
God reminds us,

it's okay to not know.

When the scriptures confuse or trouble us, and we struggle to hear God's voice,
God reminds us,

it's okay to not know.

When our own lives are scary, or our path is uncertain, and we struggle to feel
God's presence, God reminds us, and we remind each other,

it's okay to not know.

Let's find out together

*Hymn 451 — Be Thou My Vision

Be Thou my Vision, O Lord of my heart;
Naught be all else to me, save that **Thou** art;
Thou my best thought by day or by night,
Waking or sleeping, Thy presence my light.


Be Thou my Wisdom, and Thou my true Word;
I ever with thee, and thou with me, Lord;
Thou and thou only, first in my heart;
Great God of heaven, my treasure thou art.

Great God of heaven, my victory won,
May I reach heaven's joys, O bright heaven's Sun!
Heart of my own heart, whatever befall,
Still be my vision, O Ruler of all.

Word of the Day:
Wisdom

Memory Verse:
The foolishness
of God is wiser
than human
wisdom.

— 1 Corinthians 1:25



*Affirmation of Faith

We are not alone, we live in God's world.

We believe in God who has created and is creating,




who has come in Jesus, the Word made flesh, to reconcile and make new,




who works in us and others by the Spirit.




We trust in God. We are called to be the church.



To celebrate God's presence.




To love and serve others.



To seek justice and resist evil.


To proclaim Jesus, crucified and risen, our judge and our hope.



In life

In death

In life beyond death




Amen.

God is with us. We are not alone.

Thanks be to God.

*Gloria Patri

Glory be to the Father and to the Son and to the Holy Ghost;



Gloria Patri means "Glory to the Father." This short hymn of praise has been sung by Christians for many centuries.

As it was in the beginning, is now, and ever shall be, world without end. Amen. Amen.

Please be seated. Ushers will assist in seating at this time.

WE PROCLAIM

Scripture — 1 Corinthians 2:1-5

God speaks to us through the reading of scripture. Thanks be to God.

Special Music — God Help Me
Tiffany Arbuckle Lee, composer

Faith Like a Child

*Passing the Peace

*Hymn — Breathe on Me, Breath of God
Sung to "Lord, Speak to Me, That I May Speak"

Breathe on me, Breath of God,
fill me with life anew,
that I may love what thou dost love,
and do what thou wouldst do.


Breathe on me, Breath of God,
until my heart is pure,
until with thee I will one will,
to do and to endure.

Breathe on me, Breath of God,
till I am wholly thine,
till all this earthly part of me
glows with thy fire divine.

Breathe on me, Breath of God,
so shall I never die,
but live with thee the perfect life
of thine eternity.

Scripture: Each week we read from the Bible — the book of God's love. Its words can inspire you, comfort you, teach you, and challenge you to be your best self — a true servant of God.

You can listen as the scripture is read, or ... Find a Bible nearby, look up the scripture, and follow along.



Sermon Snips:
You don't have to "just sit there." Choose one of the sermon snips and let it guide you as you take your relationship with God to the next level.



It's Okay to Not Know

What about the sermon surprised you?

Be mindful.
What is something deep inside you that God wants the world to know?

Look at the title of the sermon. Write down a word or phrase you think you'll hear a lot. Listen carefully, and draw a star every time you hear that word or phrase.

Take the Bible story, or one of the stories from the sermon, and create a storyboard. Think of it as a 4-panel comic strip that tells the story.



Make a list of all the things that distract you during the sermon. Can you fix some of these? Can God help?



WE RESPOND

Pastoral Prayer

The Lord's Prayer

Find the Prayer Cross in your worship kit. The cord has five knots, and there are five parts to the prayer Jesus taught his friends. Hold each knot between your thumb and forefinger as you say the different parts of the prayer.

Our Father, who art in heaven,
hallowed be Thy name.

Thy kingdom come, Thy will be
done on earth as it is in heaven.

Give us this day our daily bread.

And forgive us our trespasses,
as we forgive those who
trespass against us.

And lead us not into temptation,
but deliver us from evil.

For Thine is the kingdom,
and the power,
and the glory, forever.
Amen.

Many years
after Jesus went
to heaven, the
early church
added this part
of the prayer.
Hold the prayer
cross close to
your heart as
you say this part.

A Time of Giving


Offertory — God Be in My Head

Andrea Ramsey, composer

Find the offering envelope in your worship kit. Write your first and last name on the envelope, then put in the money you plan to give to the church. Place the **envelope** in the offering plate. Every dollar makes a difference!

*Doxology

Praise God from whom all blessings flow.
Praise God, all creatures here below.
Praise God above ye heavenly host.
Praise Father, Son, and Holy Ghost. Amen.



*Invitation to Christian Discipleship

*Hymn 163 — Ask Ye What Great Thing I Know

1. Ask ye what great thing I know,
that delights and stirs me so?
What the high reward I win?
Whose the name I glory in?
Jesus Christ, the crucified.

2. Who defeats my fiercest foes?
Who consoles my saddest woes?
Who revives my fainting heart,
healing all its hidden smart?
Jesus Christ, the crucified.

3. Who is life in life to me?
Who the death of death will be?
Who will place me on his right,
with the countless hosts of light?
Jesus Christ, the crucified.

4. This is that great thing I know;
this delights and stirs me so:
faith in him who died to save,
him who triumphed o'er the grave:
Jesus Christ, the crucified.

Youth Benediction

*Benediction

Our gathering will soon be ended, where will we go,
and what will we do?

We will go out to be God's people in the world.

May grace, peace, hope, love, and joy forever accompany you. Amen.

*Congregational Closing — Let There Be Peace on Earth

Let there be peace on earth and let it begin with me.
Let there be peace on earth, the peace that was meant to be.
With God our Creator, children all are we.
Let us walk with each other in perfect harmony.

Let peace begin with me, let this be the moment now,
With every breath I take let this be my solemn vow:
To take each moment and live each moment in peace eternally.
Let there be peace on earth and let it begin with me.

*Postlude

The flowers in the Sanctuary are given in loving memory of husband, M. A. "Bert" Price, and Henry Hopp by Bobbie Price.

The white carnations symbolize our sympathy to the families and friends of Julie Fewsmith, Gerald Cox, and Greg Carter.

The red carnation symbolizes our congratulations to Ginnie and Trey Reed on the birth of their son, Bishop Davis Reed.

Worship Leaders:

Sermon: Mrs. Kat Bair, Director of Youth Ministries, Chris Vardy, 12th grade

Welcome: Matt Britt, Associate Director of Youth Ministries

Call to Worship: Claire Kirk, 11th grade

Affirmation of Faith: Laura Matt, 12th grade

Scripture: Ashleigh Nader, 10th grade

Faith Like a Child: Landry Peugh, 11th grade

Passing the Peace: Carter Shipp, 8th grade, Katherine Johnson, 7th grade, and Isaac Mitchell, 7th grade

Prayer: Parker Burross, 10th grade

Blessing: Christian Muttiah, 11th grade

Benediction: Ben Moon, 9th grade

Invitation: Taylor Ledbetter, 8th grade

Choir: Cornerstone Youth Choir, Mrs. Erin Ypya, director,

Mr. Hans Grim, piano
Chris Vardy, 12th, Walker Lynn Woods, 12th,
Thomas Jolin, 11th, Aidan Bond, 11th,
Jacob Williams, 11th, Kayie Stewart, 11th,
Grace Burrows, 10th, Haedan Campbell, 10th,
Shelby Cantrell, 10th, Michael Johnson, 10th,
Izzy Pratt, 10th, Delphina Rivas, 10th, Ainsley Bond, 9th,
Hannah Campbell, 9th, Conally Bell, 8th,
Taylor Ledbetter, 8th, Megan Linguist, 8th, Eli Looney, 8th,
Sam Looney, 7th, Carter Shipp, 8th, Elise Stewart, 8th,
Katherine Johnson, 7th
Soloist: Walker Lynn Woods, 12th grade
Special Music: Youth Praise Band, Katie Stewart, 11th grade — vocals
Chris Vardy, 12th grade — vocals
Instrumentalist: Claire Kirk, 11th grade — guitar,
Elise Stewart, 8th grade — drums, Jacob Williams, 11th grade — keyboard, Grace Burrows, 10th grade — ukulele,
Matt Britt — guitar, Erin Ypya — ukulele
Prelude: Laura Matt, cello, 12th grade,
Jacob Williams, piano, 11th grade
Postlude: Nathan Pednault, 10th grade
Acolytes: Catie James and Landon Peugh, confirmation

**Please stand as you are able.*

How are you going
to be one of God's
people in the world
this week?

WORSHIP KIT

↪ INSIDE YOU WILL FIND ↪

TREASURES OF NATURE BOX

One of the best ways we can experience God's power and love is by cherishing God's handiwork in the wonders of nature. Carefully open the box and discover what treasures wait inside.

BLANK CARD

You can use the pencil and crayons to make a *Thank You* note for someone in the Sanctuary who helped make worship feel special to you. It could be a parent, a minister, a choir member, an usher, or someone in the next pew who gave you a friendly wave. After the service, ask your parents to take you to hand-deliver the card.

ANOINTING BALM

Use the anointing balm to bless a friend or family member sitting next to you. Rub a tiny bit of the balm on your thumb and trace the sign of the cross on your neighbor's forehead or back of the hand (whichever they prefer). As you do this, say a simple blessing, such as "God bless you." (It's not just for sneezes.) Or, for a longer blessing, you could say:

*You are a special person.
God loves you, and so do I.
Bless you.*

And don't forget to allow your neighbor the privilege of getting to bless you.

PIPE STEMS

There are so many things you can do with pipe stems. You could:

- Listen to the sermon and sculpt an object you hear mentioned.
- Shape them in the initials of someone you'd like to pray for.
- Look around the Sanctuary and sculpt something you see.
- Sculpt a flower and give it to a family member.
- Make a friendship bracelet and give it to a friend, or to a new member.

PRAYER CROSS

The cross is such a powerful symbol of God's love and hope. Anytime is a good time to hold on to the cross. See inside the bulletin for how to use the prayer cross during the Lord's Prayer.

TANGLE

Listen to a piece of music or a Bible story and mold the tangle to show how it makes you feel. Does it make you feel:

- Open and ready for God's presence?
- Tangled and confused?
- Wrapped snugly and securely?
- Calm like a gentle stream?
- Not sure?

PENCIL AND CRAYONS

Use these to write notes in your bulletin, draw a prayer, illustrate a story you hear in the sermon, or even ask hard questions.

CLOTH FIGURE

Here are just a few things you can do with the cloth figure:

- Have it act out the events in the Bible story.
- Help it read the bulletin.
- Gently hold it the way God is holding you right now.

EYE SPY CARD AND TELESCOPE

Use the Eye Spy card to identify some of the many meaningful objects and symbols in our Sanctuary. Use the telescope to help you explore.

