

Facing Giants
Rev. Linda McDermott†
1 Samuel 17:1-11

Traditional Worship
11:00 am
June 24, 2018

WE GATHER

Prelude — Horn Concerto, Op. 8
I. Allegro moderato
Franz Strauss, composer

Welcome

Choral Call to Worship

*Call to Worship (based on Psalm 56)

Be merciful, O God, for being Your people in the world can be difficult and even dangerous.

We will trust in God and not be afraid.

There are so many things that fight against the ways of Jesus, yet we will be faithful.

We will trust in God and not be afraid.

We will praise God for what God has promised.

We will trust in God and not be afraid. Thanks be to God!

*Hymn 577 — God of Grace, and God of Glory

God of grace and God of glory,
On Thy people pour Thy power.
Crown Thine ancient church's story,
Bring her bud to glorious flower.
Grant us wisdom, grant us courage,
For the facing of this hour,
For the facing of this hour.

Lo! the hosts of evil 'round us,
Scorn Thy Christ, assail His ways.
From the fears that long have bound us,
Free our hearts to faith and praise.
Grant us wisdom, grant us courage,
For the living of these days,
For the living of these days.

Cure Thy children's warring madness,
Bend our pride to Thy control.
Shame our wanton selfish gladness,
Rich in things and poor in soul.
Grant us wisdom, grant us courage,
Lest we miss Thy kingdom's goal,
Lest we miss Thy kingdom's goal.

Save us from weak resignation,
To the evils we deplore.
Let the search for Thy salvation,
Be our glory evermore.
Grant us wisdom, grant us courage,
Serving Thee Whom we adore,
Serving Thee Whom we adore.

Word of the Day:
Courage

Memory Verse:
We will trust in
God and not be
afraid.
— Psalm 56:4

In this hymn,
we sing directly
to God. We ask
for wisdom and
courage to do
things God's way
rather than our
own way.

*Affirmation of Faith

We are not alone, we live in God's world.

We believe in God who has created and is creating,




who has come in Jesus, the Word made flesh, to reconcile and make new,




who works in us and others by the Spirit.




We trust in God. We are called to be the church.



To celebrate God's presence.



To love and serve others.




To seek justice and resist evil.

To proclaim Jesus, crucified and risen, our judge and our hope.



Amen.


In life beyond death



In death




In life



*Gloria Patri

Glory be to the Father and to the Son and to the Holy Ghost;



Gloria Patri means "Glory to the Father." This short hymn of praise has been sung by Christians for many centuries.

As it was in the beginning, is now, and ever shall be, world without end. Amen. Amen.

Please be seated. Ushers will assist in seating at this time.

WE PROCLAIM

Sacrament of Baptism

Joseph Everett Baker, son of Stephanie and Cody Baker
Easton Fruge Earnest, son of Margaret and Sage Earnest

Baptismal Hymn — Jesus Loves Me

Jesus loves me! This I know,
for the Bible tells me so.
Little ones to him belong;
they are weak, but he is strong.

Yes, Jesus loves me! Yes, Jesus loves me!
Yes, Jesus loves me! The Bible tells me so.


Congregational Response

With God's help we will so order our lives after the example of Christ that **Joseph Everett** and **Easton Fruge**, surrounded by steadfast love, may be established in the faith, and confirmed and strengthened in the way that leads to life eternal.

Scripture — 1 Samuel 17: 1-11

God speaks to us through the reading of scripture.
Thanks be to God.

Faith Like a Child



Baptism: When someone is baptized, it's a chance for all of us to celebrate how much God loves that person. God loves each one of us, not because of anything we do, but simply because we are God's children.

Sermon Snips:
You don't have to "just sit there." Choose one of the sermon snips and let it guide you as you take your relationship with God to the next level.



Facing Giants

Did you just hear a word or phrase you don't understand? Write it down and ask your parents about it, or look it up when you get home.

Draw a map of the sermon.

Include the sermon path and all the twists and turns.

Along the way, draw important images

OR WORDS you hear.



Write a "Thank You" Note to God.

Look around.
What is something you see that helps you know God's love is real?

Imagine you are the one giving the sermon.
What would you tell everyone?



WE RESPOND

Service of Holy Communion (pp. 12-15)

Introduction

Invitation

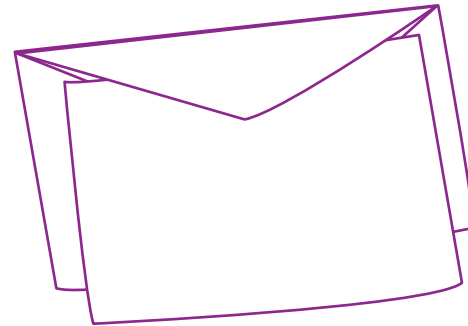
Confession and Pardon

*Passing the Peace

Offertory — Horn Concerto, No. 2, K. 417 II. Andante

W. A. Mozart, composer

Find the offering envelope in your worship kit. Write your first and last name on the envelope, then put in the money you plan to give to the church. Place the **envelope** in the offering plate. Every dollar makes a difference!



The Great Thanksgiving

The Lord's Prayer — Crossroad Singers

Find the Prayer Cross in your worship kit. The cord has five knots, and there are five parts to the prayer Jesus taught his friends. Hold each knot between your thumb and forefinger as you say the different parts of the prayer.

Our Father, who art in heaven,
hallowed be Thy name.

Thy kingdom come, Thy will be
done on earth as it is in heaven.

Give us this day our daily bread.

And forgive us our trespasses,
as we forgive those who
trespass against us.

And lead us not into temptation,
but deliver us from evil.

For Thine is the kingdom,
and the power,
and the glory, forever.
Amen.

Many years
after Jesus went
to heaven, the
early church
added this part
of the prayer.
Hold the prayer
cross close to
your heart as
you say this part.



Breaking the Bread and Lifting the Cup

Special Communion Music — Nocturne for Horn and Piano Reinhold Gliere, composer

*Invitation to Christian Discipleship

*Hymn — We are Called

Come! Live in the light!
Shine with the joy and the love of the Lord!
We are called to be light for the kingdom,
to live in the freedom of the city of God!

Refrain: We are called to act with justice,
we are called to love tenderly,
we are called to serve one another,
to walk humbly with God!

Come! Open your heart!
Show your mercy to all those in fear!
We are called to be hope for the hopeless
so all hatred and blindness will be no more!

Refrain

Sing! Sing a new song!
Sing of that great day when all will be one!
God will reign, and we'll walk with each
other
as sisters and brothers united in love!

Refrain

*Reception of New Members

*Benediction

Our gathering will soon be ended, where will we go,
and what will we do?

We will go out to be God's people in the world.

May grace, peace, hope, love, and joy forever accompany you. Amen.

How are you going
to be one of God's
people in the world
this week?

*Congregational Closing — Let There Be Peace on Earth

Let there be peace on earth and let it begin with me.
Let there be peace on earth, the peace that was meant to be.
With God our Creator, children all are we.
Let us walk with each other in perfect harmony.

Let peace begin with me, let this be the moment now,
With every breath I take let this be my solemn vow:
To take each moment and live each moment in peace eternally.
Let there be peace on earth and let it begin with me.

*Postlude — Horn Concerto, No. 2, K. 417 III. Rondo (Allegro) W. A. Mozart, composer

Worship Leaders:

Rev. Linda McDermott, Associate Pastor

Mr. Robert Stovall, Director of Music and Worship Arts

Mrs. Peggy Graff, Organist/Associate Director of Music and Worship Arts

Liturgists: Rev. Chuck Graff, Rev. Phyllis Barren, Dr. Mike Marshall

Choir: Choral Union

Instrumentalists: Molly Norcross, horn; Peggy Graff, piano

Faith Like a Child: Mister Mark, Elli Parker, helper

*Please stand as you are able.

WORSHIP KIT

↪ INSIDE YOU WILL FIND ↪

TREASURES OF NATURE BOX

One of the best ways we can experience God's power and love is by cherishing God's handiwork in the wonders of nature. Carefully open the box and discover what treasures wait inside.

BLANK CARD

You can use the pencil and crayons to make a *Thank You* note for someone in the Sanctuary who helped make worship feel special to you. It could be a parent, a minister, a choir member, an usher, or someone in the next pew who gave you a friendly wave. After the service, ask your parents to take you to hand-deliver the card.

ANOINTING BALM

Use the anointing balm to bless a friend or family member sitting next to you. Rub a tiny bit of the balm on your thumb and trace the sign of the cross on your neighbor's forehead or back of the hand (whichever they prefer). As you do this, say a simple blessing, such as "God bless you." (It's not just for sneezes.) Or, for a longer blessing, you could say:

*You are a special person.
God loves you, and so do I.
Bless you.*

And don't forget to allow your neighbor the privilege of getting to bless you.

PIPE STEMS

There are so many things you can do with pipe stems. You could:

- Listen to the sermon and sculpt an object you hear mentioned.
- Shape them in the initials of someone you'd like to pray for.
- Look around the Sanctuary and sculpt something you see.
- Sculpt a flower and give it to a family member.
- Make a friendship bracelet and give it to a friend, or to a new member.

PRAYER CROSS

The cross is such a powerful symbol of God's love and hope. Anytime is a good time to hold on to the cross. See inside the bulletin for how to use the prayer cross during the Lord's Prayer.

TANGLE

Listen to a piece of music or a Bible story and mold the tangle to show how it makes you feel. Does it make you feel:

- Open and ready for God's presence?
- Tangled and confused?
- Wrapped snugly and securely?
- Calm like a gentle stream?
- Not sure?

PENCIL AND CRAYONS

Use these to write notes in your bulletin, draw a prayer, illustrate a story you hear in the sermon, or even ask hard questions.

CLOTH FIGURE

Here are just a few things you can do with the cloth figure:

- Have it act out the events in the Bible story.
- Help it read the bulletin.
- Gently hold it the way God is holding you right now.

EYE SPY CARD AND TELESCOPE

Use the Eye Spy card to identify some of the many meaningful objects and symbols in our Sanctuary. Use the telescope to help you explore.

